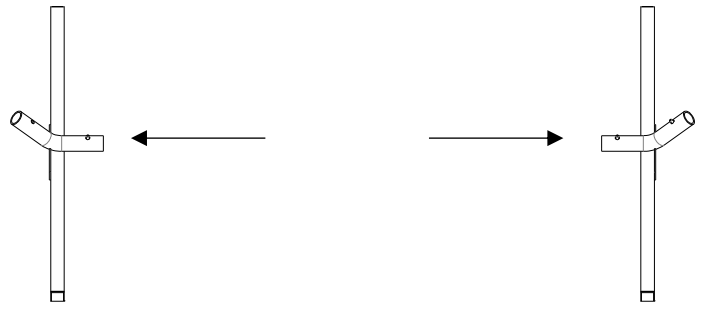


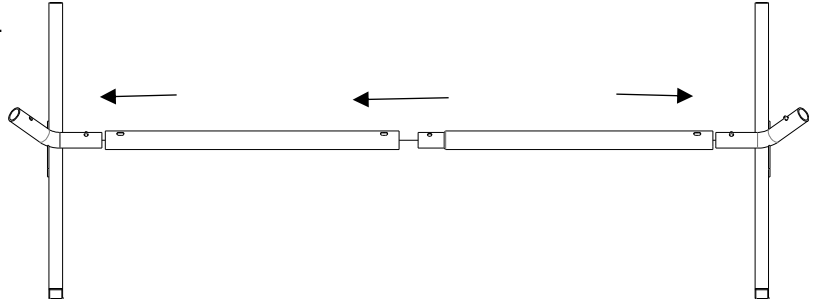
1

SPACE THE STEEL BASES ABOUT 6 FEET APART.



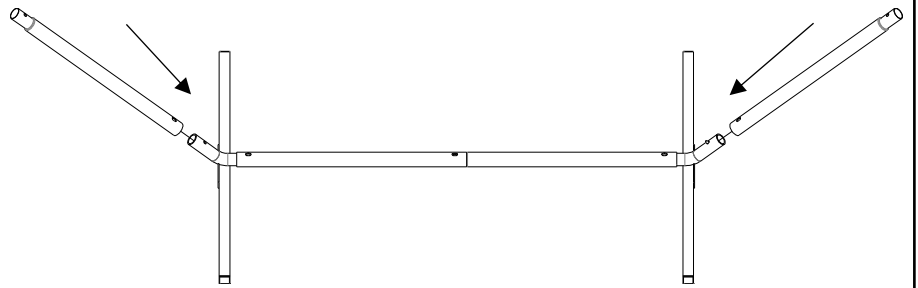
2

CLICK THE FRAME POLES INTO THE STEEL BASES TO FORM THE BOTTOM BASE.



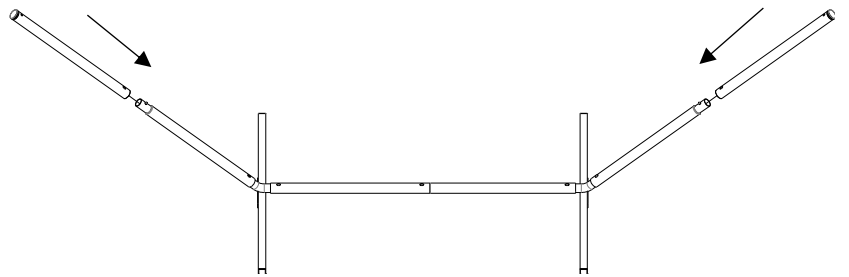
3

CLICK THE FRAME POLES ONTO THE STEEL BASES TO BEGIN UPRIGHT POSITION.



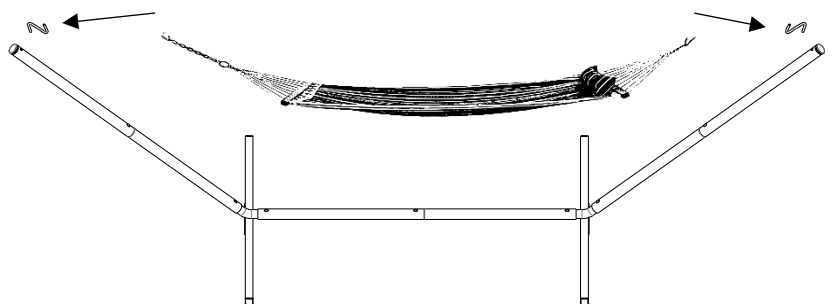
4

CLICK THE CAP POLES ONTO THE FRAME POLES TO COMPLETE THE STAND.




5

INSERT Z HOOKS ON THE ENDS OF THE SIDE POLES, THEN HANG EACH SIDE OF THE HAMMOCK FROM THE HOOKS.



Enjoy!

*HAMMOCK INCLUDES ADDITIONAL CHAIN TO ADJUST HEIGHT FOR VARIED OCCUPANTS. ADJUSTMENT AFTER INITIAL USE IS RECOMMENDED TO MAINTAIN DESIRED HEIGHT AND PREVENT SAGGING.

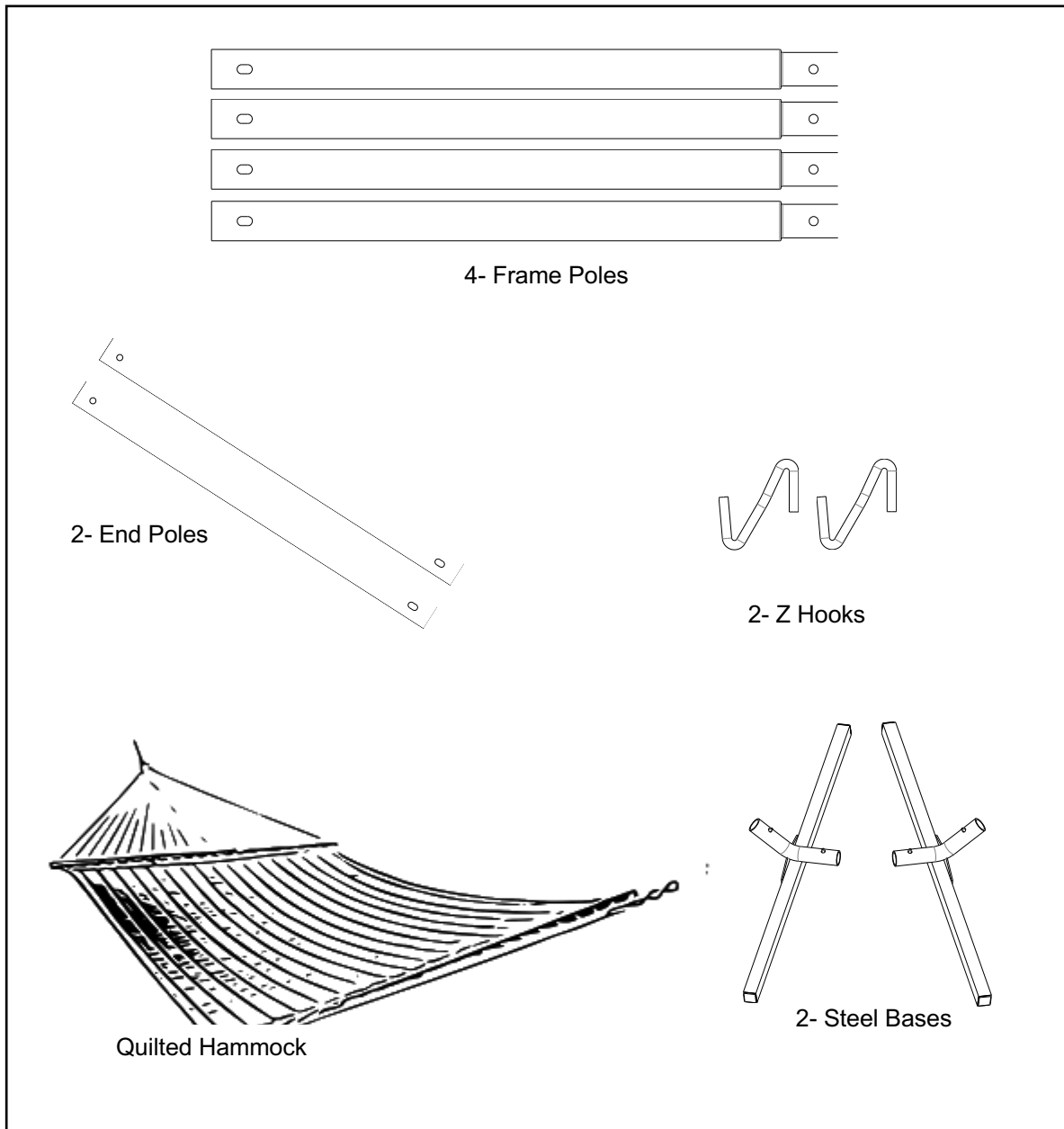




PORTABLE SINGLE QUILTED HAMMOCK COMBO

WEIGHT LIMIT: 300 LBS

*Before beginning assembly, make sure you have all parts.



WARRANTY | Product Guaranteed free of defects in workmanship and materials for up to one year from date of purchase. If an item is found to be defective within that time, The Hammock Source will replace it at no charge. Normal wear and tear, including prolonged exposure to snow, rain, and heavy humidity, is not covered, nor is mold, mildew, or damage from improper storage, maintenance, or installation. An original sales receipt must accompany any returned product, along with a Return Authorization Number from our customer service department; call toll-free at (252)-295-0404.