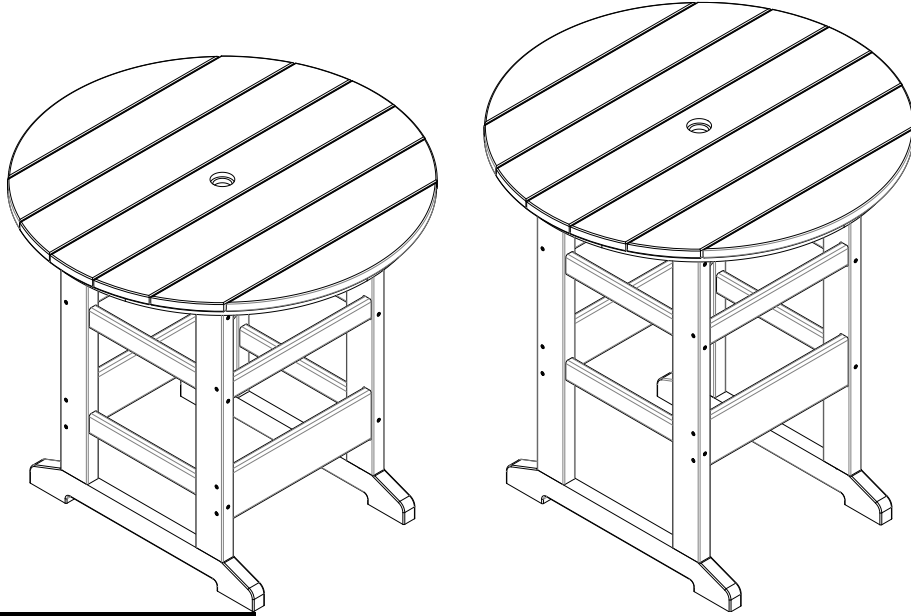
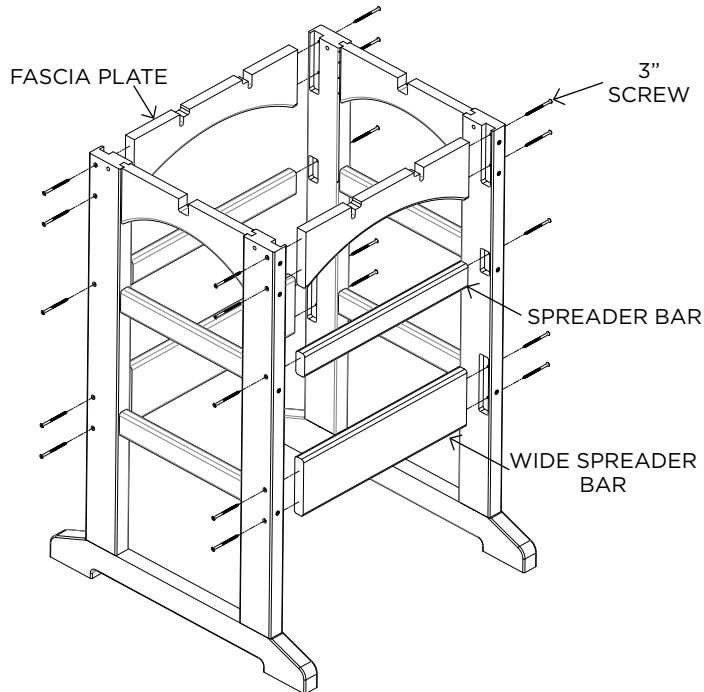


ROUND BAR & COUNTER HEIGHT TABLE INSTRUCTIONS



ASSEMBLY



STAND PARTS


- (1) TABLETOP
- (2) LEG ASSEMBLIES
- (2) FASCIA PLATES
- (2) SPREADERS
- (2) WIDE SPREADERS

SUGGESTED TOOLS

- ADJUSTABLE WRENCH (not included)
- STANDARD SCREW DRIVER (not included)
- DRILL (not included)
- ALLEN WRENCH (included)
- SQUARE HEAD DRILL BIT (included)

HARDWARE PACK

Hardware Pack Weight : 7.2 oz.

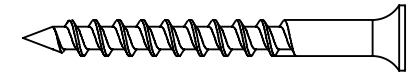
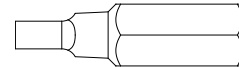


(4) 2.5" BOLTS

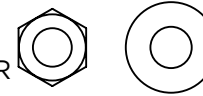
(4) NUTS

(8) FLAT WASHER

(1) SQUARE HEAD DRILL BIT



(20) 3" FLATHEAD SCREWS



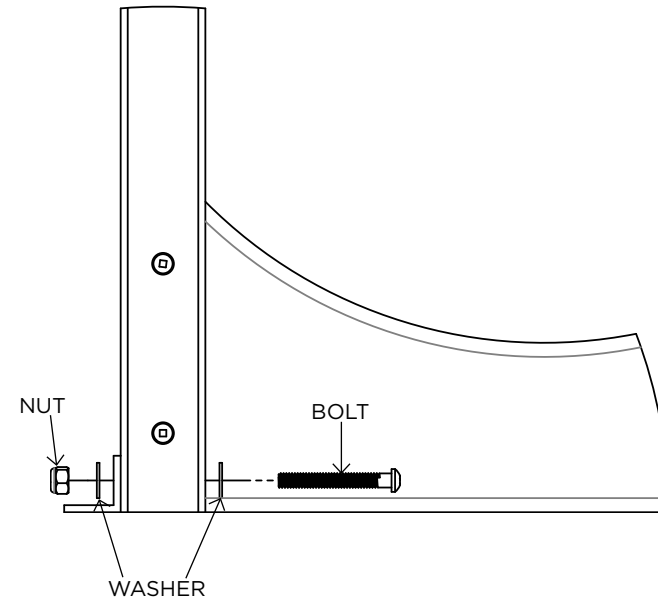
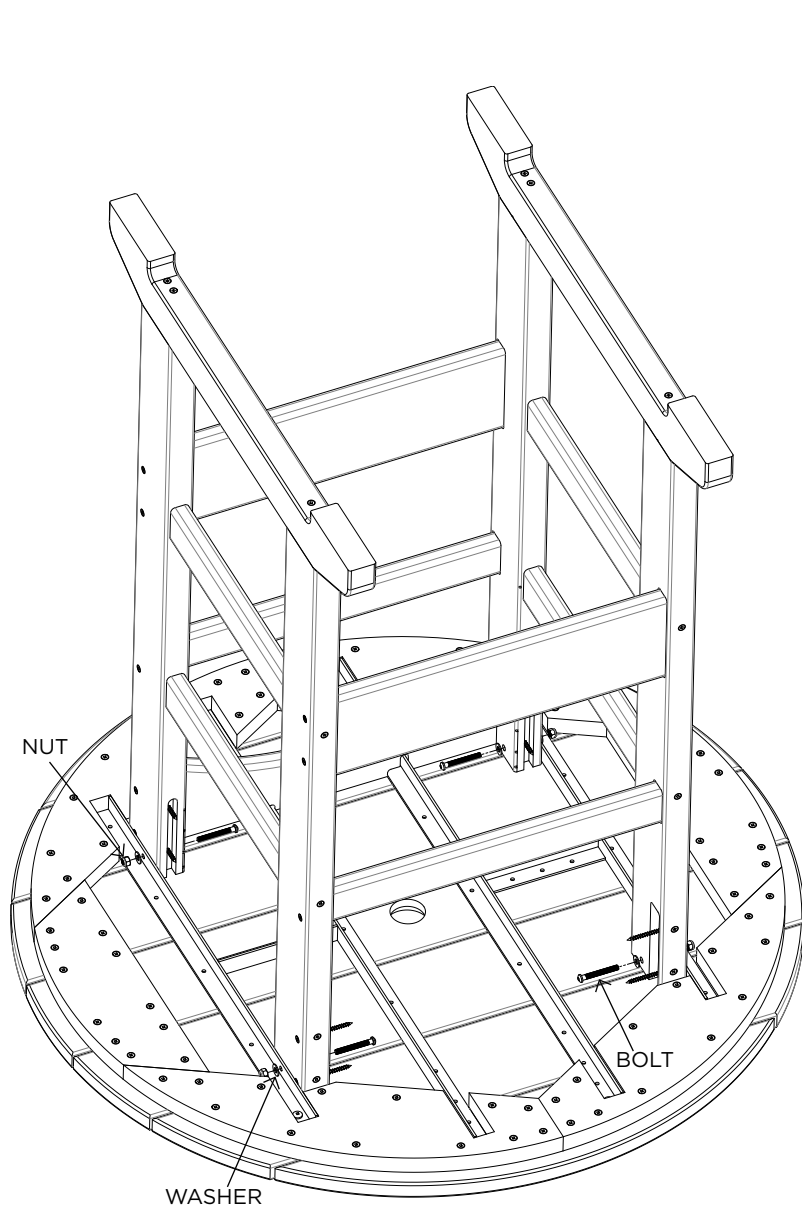
(1) ALLEN WRENCH

STEP 1. Insert Fascia Plates and Spreader Bars then use (20) 3" screws to attach to leg assemblies.

ASSEMBLY

STEP 2. Align holes in Table Legs with holes in the Table Top Frame and use (4) 2.5" bolts, (8) washers and (4) lock nuts to attach leg structure to table top. Secure bolt by placing one washer on the bolt, feed it through then one washer and one nut - in that order. **Tighten all bolts.**

NOTE: Do not tighten anything until all bolts are installed.
Parts hidden for visual purposes
Feed bolts in from the inside as shown below



Congratulations on purchasing this Durawood Counter Height/Bar Height Table.
QUESTIONS REGARDING THIS PRODUCT? Call our customer service team, 252-758-0641.

RESIDENTIAL WARRANTY - This quality product includes a LIMITED LIFETIME WARRANTY for RESIDENTIAL CUSTOMERS. In the unlikely event any splintering, rotting, cracking, peeling, or chipping should ever occur, The Hammock Source will supply replacement parts or replace the furniture, at no charge to you. This does not include negligence, improper use, animal damage or damage caused by natural disasters. When using around fire, keep furniture at a minimum distance of 30 inches from the heat source. Prevent prolonged exposure to chlorinated water. Note that an original sales receipt must accompany any returned product, along with a Return Authorization Number from Hammock Source customer service; call toll-free at 252-758-0641.

CONTRACTOR WARRANTY - CONTRACTORS receive a LIMITED 7-YEAR WARRANTY. Follow the same steps outlined above.

MAINTENANCE - Thoroughly inspect product before each use. Periodically check bolts after assembly and re-tighten when necessary.

