

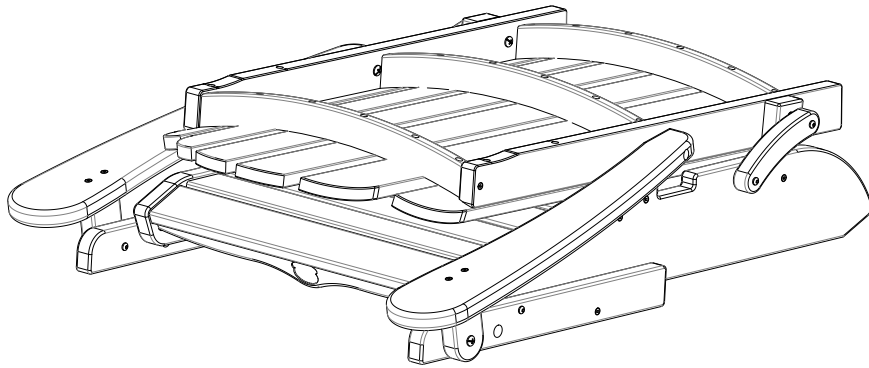
# DURAWOOD ADIRONDACK FOLDING CHAIR INSTRUCTIONS



Sunrise chair back different than shown.

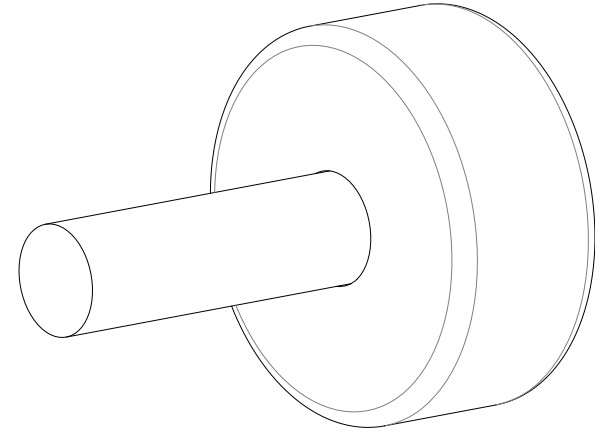
## ASSEMBLY

**STEP 1.** Unfold chair.

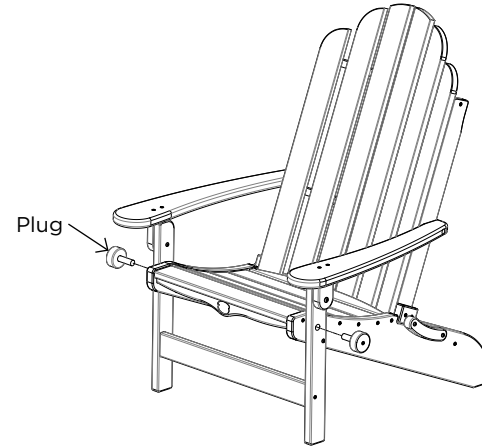


## HARDWARE PACK

• PLUG (2)



**STEP 2.** Insert plug into each leg hole, **enjoy.**



**Congratulations on purchasing this Durawood Folding Chair. QUESTIONS REGARDING THIS PRODUCT? Call our customer service team, 252-295-0405.**

**RESIDENTIAL WARRANTY** - This quality product includes a LIMITED LIFETIME WARRANTY for RESIDENTIAL CUSTOMERS. In the unlikely event any splintering, rotting, cracking, peeling, or chipping should ever occur, The Hammock Source will supply replacement parts or replace the furniture, at no charge to you. This does not include negligence, improper use, animal damage or damage caused by natural disasters. When using around fire, keep furniture at a minimum distance of 30 inches from the heat source. Prevent prolonged exposure to chlorinated water. Note that an original sales receipt must accompany any returned product, along with a Return Authorization Number from Hammock Source customer service; call toll-free at 252-758-0641.

**CONTRACTOR WARRANTY** - CONTRACTORS receive a LIMITED 7-YEAR WARRANTY. Follow the same steps outlined above.

**MAINTENANCE** - Thoroughly inspect product before each use. Periodically check bolts after assembly and re-tighten when necessary.

